

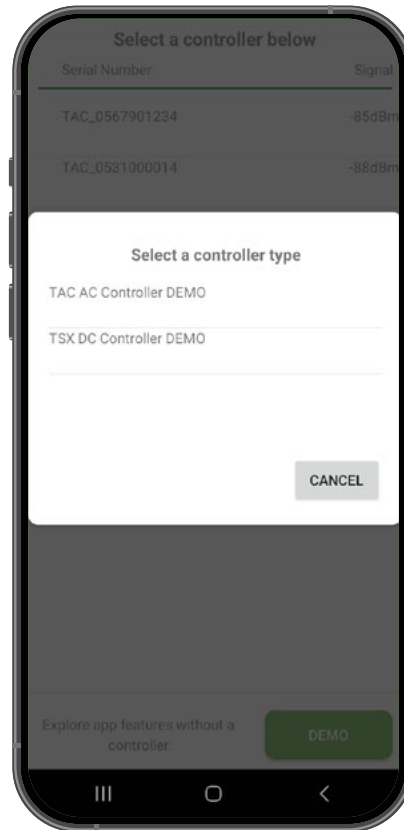
APPLICATION: RESET PASSWORD

NAVITAS
VEHICLE SYSTEMS

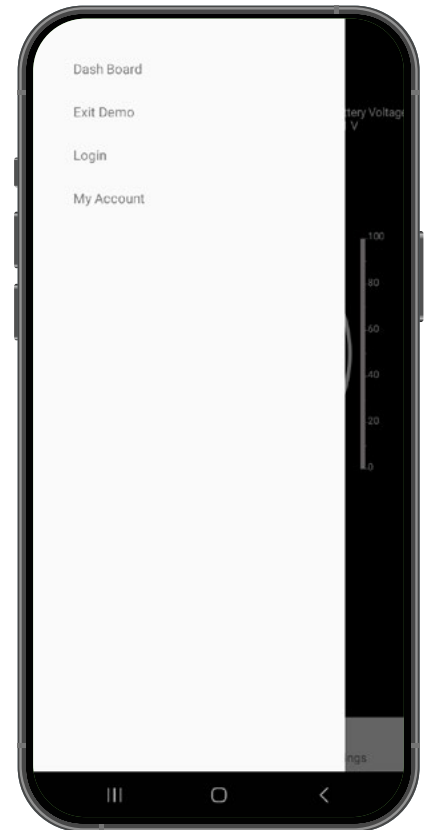
RESET YOUR PASSWORD



1. Open the Navitas Dashboard App on your device.
2. On the Communications page in the app, tap **Demo** at the bottom of the screen.



3. Select a demo controller on the popup screen. Both the TSX and the TAC Demo will allow you to reset your password regardless of the type of controller your account is secured to.



4. Open the menu in the top-left corner of the dashboard app and select **Login**.

CONTACT US

500 Dozert Ct., Waterloo ON, N2L 6A7 6A7
info@navitasvehiclesystems.com

OUR PRODUCTS

Controllers, Kits & Chassis

GET SUPPORT

Manuals, Installation Guides & FAQ's

GET THE APP

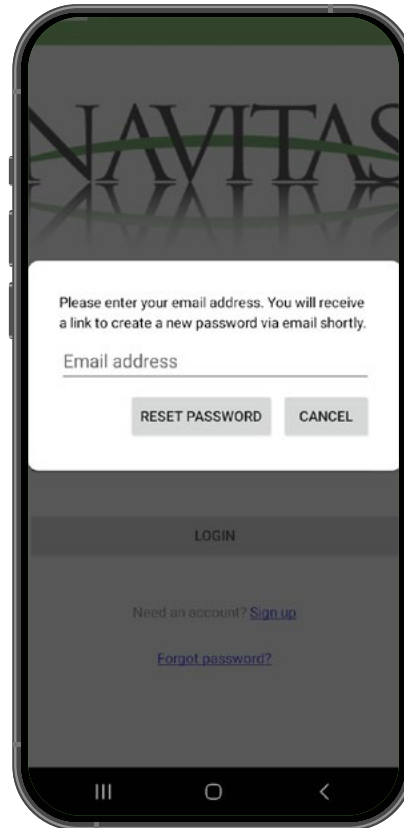


APPLICATION: RESET PASSWORD

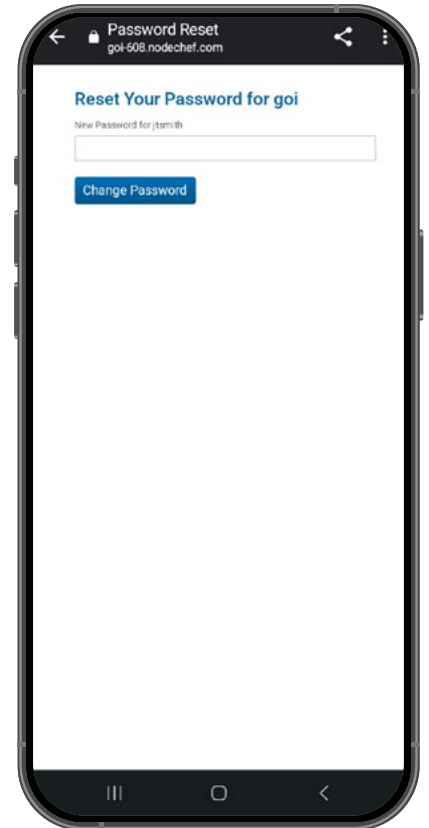
NAVITAS
VEHICLE SYSTEMS



5. On the Login screen, tap the **Forgot Password?** link at the bottom of the screen.



6. Enter the email address associated with your account and tap **Reset Password**



7. An email with a link to reset your password will be sent to your email address. Open the email and tap the reset link.
8. Enter your new password, and when ready, tap **Change Password** to continue.

THAT'S IT!

You can now use your new password to log in to the app.

CONTACT US

500 Dozert Ct., Waterloo ON, N2L 6A7 6A7
info@navitasvehiclesystems.com

OUR PRODUCTS

Controllers, Kits & Chassis

GET SUPPORT

Manuals, Installation Guides & FAQ's

GET THE APP

